

Rocce

15x15



15x15 . 6"x6"

Gres porcellanato a tutta massa
Through-body porcelain tile
Durchgefärbtes feinsteinzeug
Le grès cérame pleine masse
Gruppo Bla UNI EN 14411_G



LOW



8,5 mm



UN EN ISO 10545.12:
RESISTANT



UNI EN ISO 10545.13: **GA**
UNI EN ISO 10545.14: **5**




DIN 51130: **R10**
ANSI A 137.1 (DCOF): $\geq 0,42$
BCRA: $>0,40$



HRC 10



HRC 1



HRC 6



HRC 8

Sizes	Pieces	Mq.	Kg.	Boxes	Mq.	Kg.
15x15	56	1,26	24,00	48	60,48	1152,00
16,5x30	8	2,40 ml.	-	-	-	-

Rocce

15x15


HRC



15x15 . 6"x6"
G1RC10 HRC 10
 □ 046



15x15 . 6"x6"
G1RC01 HRC 1
 □ 046



15x15 . 6"x6"
G1RC06 HRC 6
 □ 046

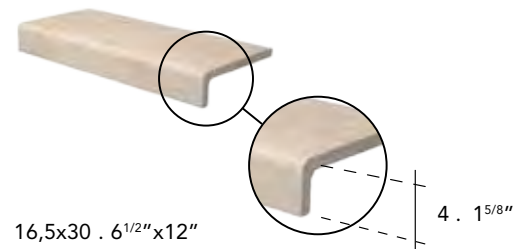


15x15 . 6"x6"
G1RC08 HRC 8
 □ 046

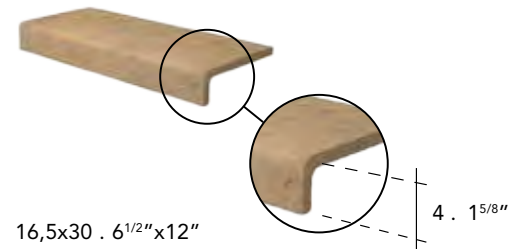
Stone Effect

Stone Effect

PEZZI SPECIALI • SPECIAL PIECES • FORMTEILE • PIÈCES SPÉCIALES

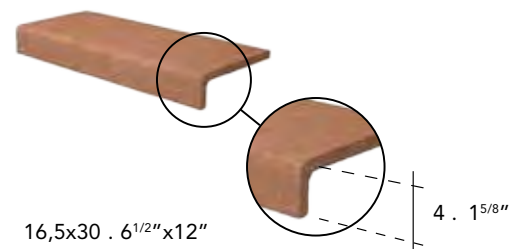


16,5x30 . 6 1/2" x 12"
 ELEMENTO A L MONOLITICO
G3RC10ELM HRC 10
 ■ 075

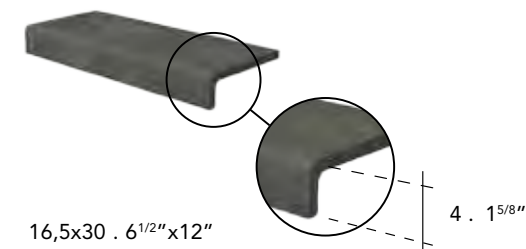


16,5x30 . 6 1/2" x 12"
 ELEMENTO A L MONOLITICO
G3RC01ELM HRC 1
 ■ 075

PEZZI SPECIALI • SPECIAL PIECES • FORMTEILE • PIÈCES SPÉCIALES



16,5x30 . 6 1/2" x 12"
 ELEMENTO A L MONOLITICO
G3RC06ELM HRC 6
 ■ 075



16,5x30 . 6 1/2" x 12"
 ELEMENTO A L MONOLITICO
G3RC08ELM HRC 8
 ■ 075