

Quartz ²

60x90




60x90 . 24"x36"



HQZ 205

Gres porcellanato a tutta massa
Through-body porcelain tile
Durchgefärbtes Feinsteinzeug
Le grès cérame pleine masse
Gruppo BIa UNI EN 14411_G



RANDOM



20 mm



UN EN ISO 10545.12: RESISTANT





UNI EN ISO 10545.13: GA
UNI EN ISO 10545.14: 5



DIN 51130: R11
DIN 51097: C
ANSI A 137.1 (DCOF): ≥0,60
BCRA: >0,40




Sizes	Pieces					
		Mq.	Kg.	Boxes	Mq.	Kg.
60x90	1	0,54	24,00	50	27,00	1220,00
60x90 gradone lineare	1	-	-	-	-	-
60x90 gradone lineare stordato	1	-	-	-	-	-
60x90 gradone angolare	1	-	-	-	-	-
60x90 gradone angolare stordato	1	-	-	-	-	-
15x90 elemento a L	1	-	-	-	-	-
20x90 griglia	2	-	-	-	-	-
20x20 angolo griglia	4	-	-	-	-	-

Quartz ²

60x90

Stone Effect



60x90 . 24"x36"

SPQZ05R HQZ 205 Rett.

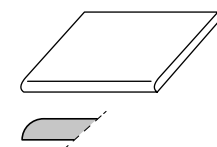
□ 156

SPQZ05 HQZ 205

□ 137

Stone Effect

PEZZI SPECIALI • SPECIAL PIECES • FORMTEILE • PIÈCES SPÉCIALES




60x90 . 24"x36"

GRADONE LINEARE

□ 163

GRADONE LINEARE RETT.

□ 175



15x90 . 6"x36"

ELEMENTO A L RETT.

□ 177



60x90 . 24"x36"

GRADONE LINEARE STONDATO

□ 182

GRADONE LINEARE RETT. STONDATO

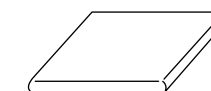
□ 195



20x90 . 8"x36"

GRIGLIA RETT.

□ 192



60x90 . 24"x36"

GRADONE ANGOLARE (R-DX)(L-SX)

□ 221

GRADONE ANGOLARE RETT. (R-DX)(L-SX)

□ 234



20x20 . 8"x8"

ANGOLO GRIGLIA RETT.

□ 171



60x90 . 24"x36"

GRADONE ANGOLARE STONDATO (R-DX)(L-SX)

□ 248

GRADONE ANGOLARE RETT. STONDATO (R-DX)(L-SX)

□ 261