



Dogma

60x120 30x120



60x120 . 24"x48"



30x120 . 12"x48"



HDG 201



HDG 205



HDG 215



HIGH



20 mm



UN EN ISO 10545.12: RESISTANT





UNI EN ISO 10545.13: GA
UNI EN ISO 10545.14: 5



DIN 51130: R11
DIN 51097: C
ANSI A 137.1 (DCOF): $\geq 0,60$
BCRA: $> 0,40$



Sizes	Pieces					
		Mq.	Kg.	Boxes	Mq.	Kg.
60x120	1	0,72	33,00	26	18,72	878,00
30x120	2	0,72	32,50	24	17,28	813,00
60x120 gradone lineare	1	-	-	-	-	-
60x120 gradone lineare stondato	1	-	-	-	-	-
60x120 gradone angolare	1	-	-	-	-	-
60x120 gradone angolare stondato	1	-	-	-	-	-
15x60 elemento a L	3	-	-	-	-	-
20x60 griglia	2	-	-	-	-	-
20x20 angolo griglia	4	-	-	-	-	-



60x120 . 24"x48"
SCDG01R HDG 201 Rett.
 171
SCDG01 HDG 201
 154



60x120 . 24"x48"
SCDG05R HDG 205 Rett.
 171
SCDG05 HDG 205
 154



60x120 . 24"x48"
SCDG15R HDG 215 Rett.
 171
SCDG15 HDG 215
 154



30x120 . 12"x48"
SMDG01 HDG 201 Rett.
 191

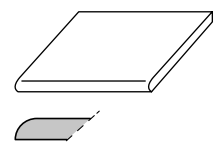


30x120 . 12"x48"
SMDG05 HDG 205 Rett.
 191



30x120 . 12"x48"
SMDG15 HDG 215 Rett.
 191

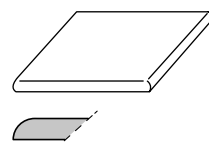
PEZZI SPECIALI • SPECIAL PIECES • FORMTEILE • PIÈCES SPÉCIALES



60x120 . 24"x48"
 GRADONE LINEARE
 240
 GRADONE LINEARE RETT.
 253




60x120 . 24"x48"
 GRADONE LINEARE STONDATO
 263
 GRADONE LINEARE RETT. STONDATO
 280



60x120 . 24"x48"
 GRADONE ANGOLARE (R-DX)(L-SX)
 286
 GRADONE ANGOLARE RETT. (R-DX)(L-SX)
 293



60x120 . 24"x48"
 GRADONE ANGOLARE STONDATO (R-DX)(L-SX)
 317
 GRADONE ANGOLARE RETT. STONDATO (R-DX)(L-SX)
 317



15x60 . 6"x24"
 ELEMENTO A L RETT.
 130



20x60 . 8"x24"
 GRIGLIA RETT.
 192



20x20 . 8"x8"
 ANGOLO GRIGLIA RETT.
 171